

Activities of D.M.L.T Department 2019-20.

Seminar on Nutrition and Diseases related to nutrition:- 27th February, 2020.

Resource Person: Prof. Ms. Sana Don.

Beneficiaries: 15

On 27th February, 2020 at 11.00 a.m. Department of D.M.L.T conducted a seminar on Nutrition and diseases related to nutrition. Ms. Sana Don from Department of Meal management was invited for the session to explain the importance and necessity of nutrients in our daily meals. The conversation also included insufficiency and ailments caused due to lack of nutrients in our daily diet.

The diseases caused due to malnutrition especially in children and young girls like calcium deficiency, iron deficiency, protein deficiency was focused and its prevention was discussed.

Students participated competently and the information provided was quite knowledgeable.

Workshop on Blood Pressure, ECG and Identification of Surgical Instruments: - 17th March, 2020.

Resource Person: Dr. Manohar Arwari and Dr. Supriya Arwari (Supreme Hospital)

Beneficiaries: 15

On 17th March, 2020 Department of D.M.L.T organized a workshop for students in the subject of Physiology wherein students visited Supreme Hospital, Bhiwandi. Dr. Supriya Arwari and Dr. Manohar Arwari guided and trained students on some technical aspects of Blood pressure, ECG and also identifying Surgical instruments used during surgery.

We record this with the systolic **pressure** first (on the top) and the diastolic **pressure** second (below). For example, if the systolic **pressure** is 120 mmHg (millimetres of mercury) and the diastolic **pressure** is 80 mmHg, we would describe the **blood pressure** as '120 over 80', written 120/80.

The systolic number is placed over the diastolic number and is always the higher of the two numbers. For example **blood pressure** of 110 (systolic) and 70 (diastolic) is read as 110/70mmHg. The measurement of **blood pressure** is expressed in millimetres of mercury (mmHg).

An **ECG (electrocardiogram)** records the electrical activity of your heart at rest. It **provides** information about your heart rate and rhythm, and **shows** if there is enlargement of the heart due to high blood pressure (hypertension) or evidence of a previous heart attack (myocardial infarction). In a conventional 12-lead **ECG**, ten electrodes are placed on the patient's limbs and on the surface of the chest. The overall magnitude of the heart's electrical potential is then measured from twelve different angles ("leads") and is **recorded** over a period of time (usually ten seconds).

What are these surgical instruments?

Types of **Surgical Instruments**

Instruments may be roughly **categorized** by function: Cutting **instruments** include scissors, **surgical** blades, knives and scalpels. Grasping or holding **instruments** include hemostatic forceps and tissue forceps.

Instruments used in general surgery

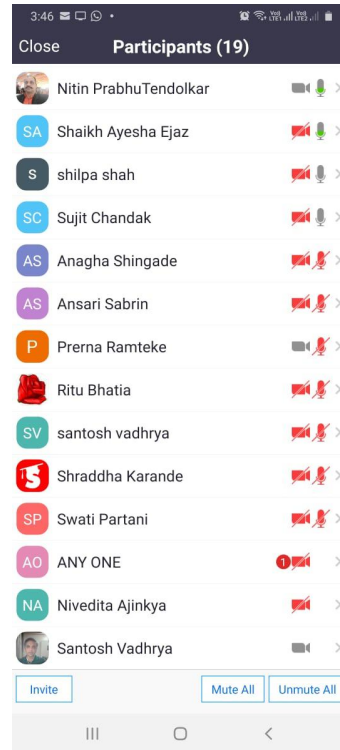
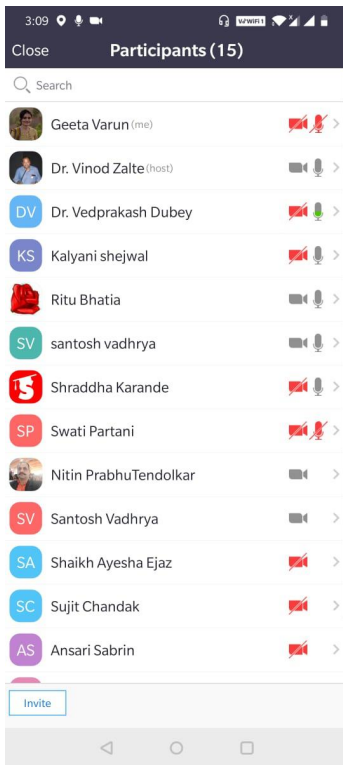
- Cutting and dissecting instruments: **Scalpels**, scissors, and saws are the most traditional.
- Grasping or holding instruments: Classically this included **forceps** and clamps predominantly.
- Hemostatic instruments:
- Retractors:
- Tissue unifying instruments and materials:

Activities of D.M.L.T Department 2020-21.

- **Link of Videos, Posters, Slides prepared by Volunteers for conducting NSS activities**
- <https://youtu.be/tyMYry1t7NQ>
- https://studio.youtube.com/video/l_To0aVvQol/edit
- https://i9.ytimg.com/vi_webp/AYT3VgQct2E/mqdefault.webp?time=1608387000000&sqp=CLiT-P4F&rs=AOn4CLADd-h-vXie0NNQ1IsiF1M7CH-gCQ
- https://i9.ytimg.com/vi_webp/EQsdqOkbzYg/mqdefault.webp?time=1608387000000&sqp=CLiT-P4F&rs=AOn4CLB4KmXxO2QiyfdRImGEYUqcMR-SMQ
- https://i9.ytimg.com/vi_webp/4leXcj-Hct0/mqdefault.webp?time=1608387000000&sqp=CLiT-P4F&rs=AOn4CLDrM0oAsU_HUe1ZquoZmevNFhpGUg
- https://i9.ytimg.com/vi_webp/l_To0aVvQol/mqdefault.webp?time=1608387300000&sqp=COSV-P4F&rs=AOn4CLBDj6SKdREefHYPG2gzBm5PMOZe3Q

❖ Self Immunity Check

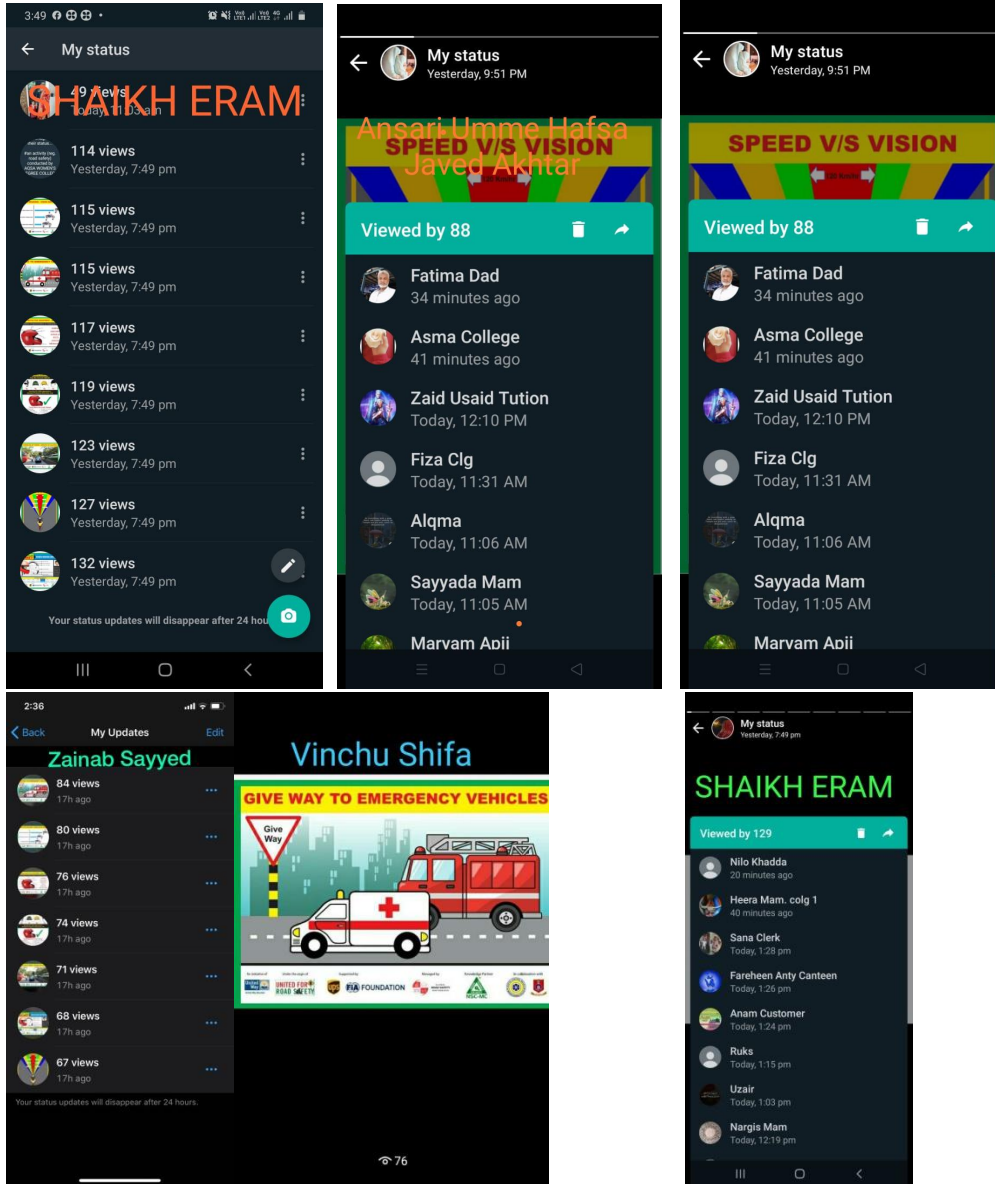
Aqsa college participated in the webinar organized by DSW, SNDT on awareness against covid 19 and awareness about vaccination.



NSS unit attendance during Covid Vaccine Program.

❖ Road Safety Awareness Program – December 2020.

Aqsa college in collaboration with Unitedway Mumbai participated in spreading awareness of Driving rule and regulations to prevent accidents. Volunteers created awareness through posting Whataap status on safety rules to be followed while driving.



❖ Vaccination awareness campaign – 23/01/2021

Resource Person:- Manohar Arwari and Dr. Supriya Arwari.

Beneficiaries:- 55

Aqsa Women's Degree College in association with D.M.L.T and NSS unit organized a Covid vaccine awareness campaign for the all students of Aqsa College. The activity was conducted done in online mode by connecting students through Googlemeet.

Ms.Nadera Momin, faculty of D.M.L.T introduced the resource person of the session and the meeting was coordinated by Ms.Sabreen Ansari, NSS PO.

Dr. Supriya from Supreme Hospital gave an introductory lecture on covid infection and discussed some preventive measures against the viral attack. The session was continued by Dr. Manohar Arwari, stressing on the main task of Covid vaccine awareness among students. Dr. Manohar very effectively presented the significance of vaccine and gave evidences of successful results of Vaccination in Bhiwandi. Our aim for organizing the webinar was to reduce the fear and panic among common people about the Vaccines.

D.M.L.T and NSS unit of Aqsa college successfully accomplished the task

SNDT Women's University, Mumbai

DMLT DEPARTMENT

In Collaboration with NSS Unit invites your participation in a Webinar on

Topic: COVID-19 VACCINE AWARENESS

Dear Sir/Madam,

Greetings from AQSA WOMEN'S DEGREE COLLEGE,

Affiliated to SNDT Women's University, Mumbai.

DMLT DEPARTMENT of Aqsa Women's Degree College, in collaboration with the NSS UNIT is pleased to extend an invitation to you to participate in a Webinar on the theme " COVID-19 VACCINE AWARENESS" scheduled on SATURDAY, January 23rd 2021.

You are requested to participate in the webinar. All details provided below:

Topic for webinar: COVID-19 VACCINE AWARENESS

Resource person:

Dr. Manohar Arwari

(Supreme Hospital).

To register for the Webinar Kindly click:

<https://forms.gle/2ckDo2X7nfQ1y5B37>

Last date for registration: 22nd January 2021. Date of webinar: January 23rd, 2021.

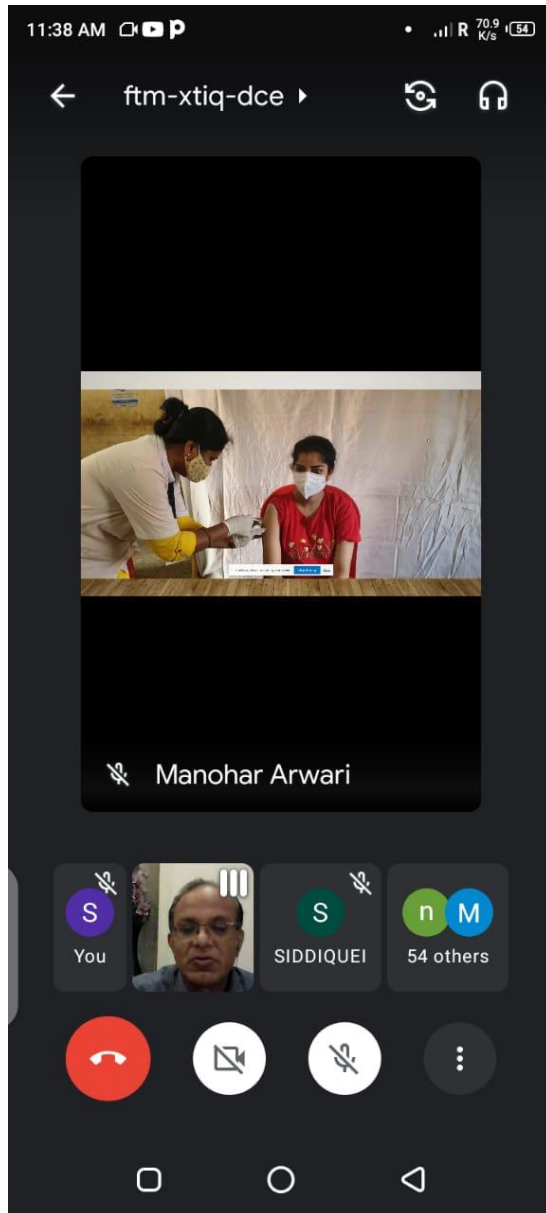
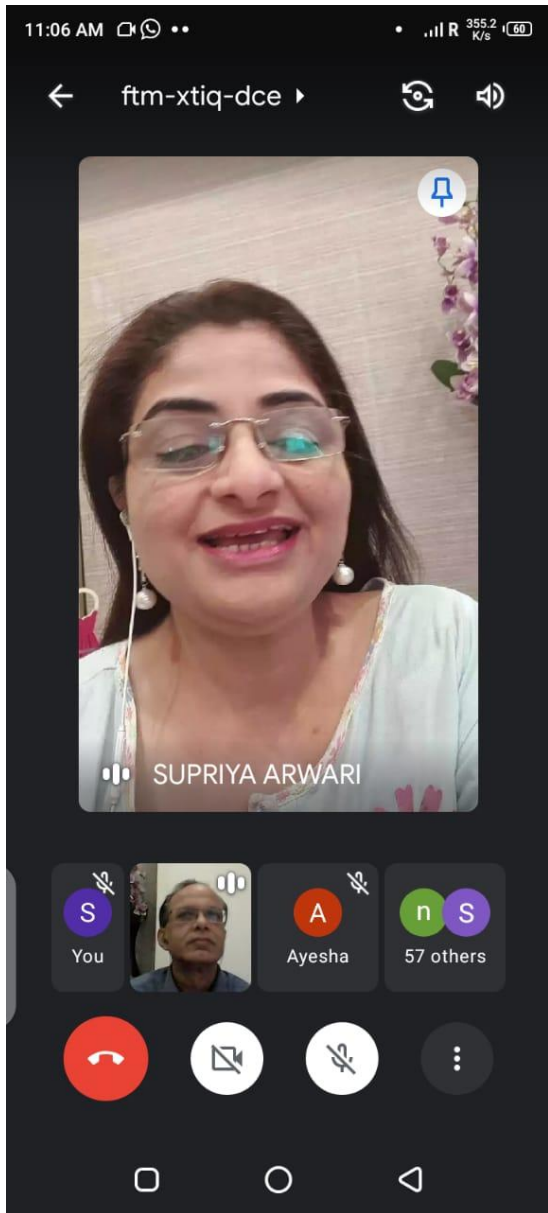
Time of the webinar: 11am to 1pm (Morning session)

Link for webinar:<https://meet.google.com/ftm-xtiq-dce> (Google meet)

Please note that certificates will be provided for participation in the webinar.

Kindly fill feedback form for attendance and certificate. Link for feedback form:

<https://forms.gle/KdrdtPqD5swbK3Wb7>



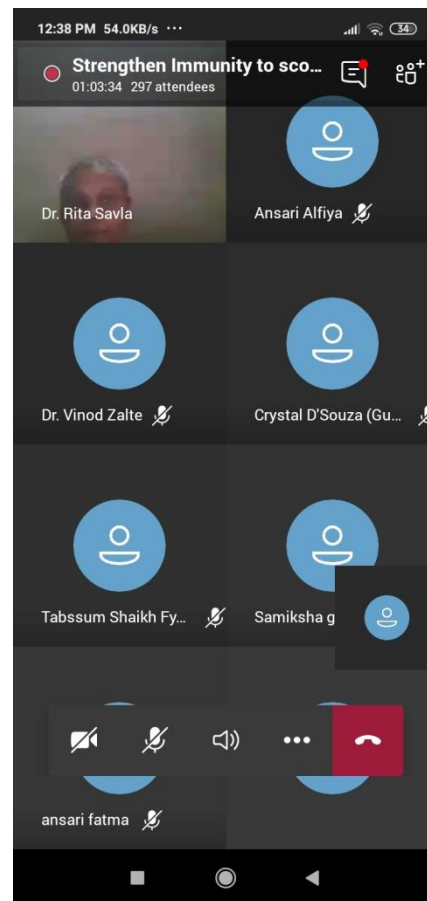
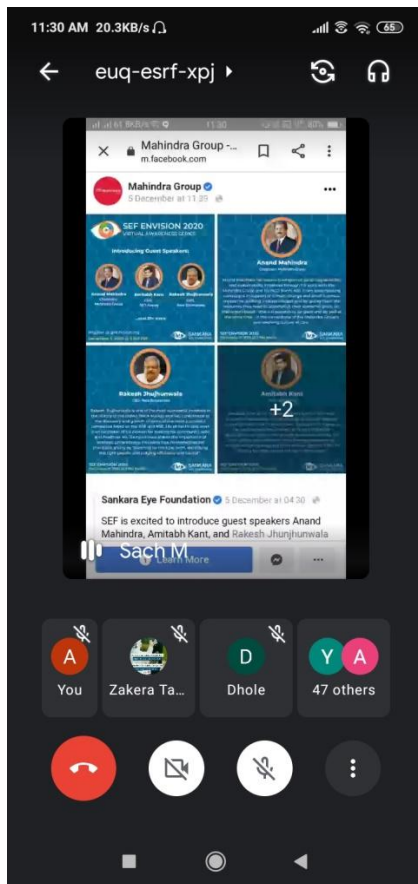
❖ **Strengthen Immunity to score better in studies and safeguard yourself from COVID-19 and other diseases.**

Who will Join: Program Officer and NSS Students from Mumbai B Zone.

Date: 12th December 2020, Saturday.

Timing: 11.30 am to 1.00 pm

Webinar Platform: Microsoft Team Joining Link: - <https://bit.ly/3gBJz9Z>, <https://bit.ly/376unP2>



Workshop- Power point presentation

Organized by –DMLT department.

No of beneficiaries-22students (F.Y.DMLT)

Date-18-01 -2021

Time-9:30 am to 11:00 am

DMLT Department of Aqsa Women's Degree College organized Power point presentation workshop for the first year students .In this workshop Qureshi Nazia Md. Shoeb, Assistant lecturer of DMLT Department taught to identify the names and functions of the power point interface. Students taught to create, edit , format and save presentations. Students learned to create slide presentations that include text, graphics, animation and transitions.

The workshop was thoroughly enjoyed by students where they learned to prepare and manipulate simple slide shows with outline and notes

Report by-

Qureshi Nazia Md.Shoeb

(Assistant lecturer - DMLT Department)

Activity- Power point presentation

Organized by –DMLT department.

No of beneficiaries-12students (S.Y.DMLT)

Date-18-01 -2021

Time-9:30 am to 11:00 am

DMLT Department of Aqsa Women's Degree College organized Power point presentation activity for the Second year students. In this workshop Qureshi Nazia Md. Shoeb, Assistant lecturer of DMLT Department provide students with input to a given topic. This input serve as the basis for discussion during whole session. For a fruitful discussion, it is not only essential to present the basic concepts and ideas, but also to spark and strengthen the students interest in the topic.

The activity was thoroughly enjoyed by students where they learned new knowledge, enhancing physical and manual skills.

Report by-

Qureshi Nazia Md. Shoeb

(Assistant lecturer - DMLT Department)

SEMINAR

DATE: 17/07/2021

TIME:10am -1pm

NUMBER OF STUDENTS :

CLASS :S.Y.DMLT

LOCATION: Aqsa Women's Degree college

Venue : computer lab

ORGANIZED by : DMLT department

Power point presentation was organized by DMLT department of clinical pathology. It was held on 17/07/2021.

The students of S.Y.DMLT created their own PPT with the help of their coordinator MS. TAHERA KHAN .they have selected their topic for the presentation from their respective syllabus of clinical pathology .all the students created their PPT by using creative and innovative skill .they all presented their PPT very properly they also added many beautiful transition effects . and they tried their best to put all slides and explain their topic respectively .

The aim behind this seminar was to

- **To enhance students confidence.**
- **Make them more familiar to computers .**
- **To encourage encourage them for self -study and to do something on their own basis .**
- **To make them to do research for their respective topics . and to overcome to problems while self -studying .**

All students participated enthusiastically and they were very active during the time and research .the questions have been asked to them and they tried to answer .and they cleared their doubts by asking to their professor .no doubt students have innovative skills to present their presentation .

It was very interesting ,informative and interactive session .

Reported by

KHAN TAHERA

ASSISTANT LECTURERE

DMLT. DEPT .